

| Scouting Settlement Trust - FY24 Q4 Quarterly Report

The following is the Trust's quarterly report for FY2024 Q4 (October 1, 2024 to December 31, 2024). This report is split into the following four tables which include statistics for the quarter and for the program to date.

- Table 1 - Abuse Claim Questionnaire Submissions
- Table 2 - Abuse Claim Determinations
- Table 3 - Abuse Claim Determination Type
- Table 4 - Abuse Claim Disbursements

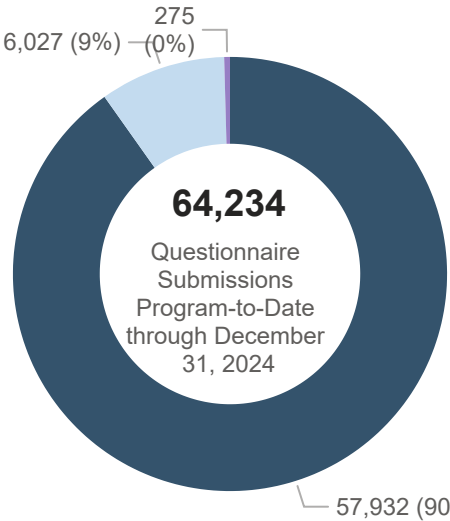
**Table 1 - Abuse Claim Questionnaire Submissions** (as of December 31, 2024)  
*by Claim Type*

Claim Type	Questionnaire Submissions During FY24 Q4**	Questionnaire Submissions Program-to-Date through December 31, 2024
1) Expedited Distribution	0	6,027
2) Matrix	161	57,932
3) Independent Review Option (IRO) *	0	275
4) Indirect Abuse	0	0
Total	161	64,234

\*Limited to IRO claims that have submitted a complete claims questionnaire and paid the initial \$10k fee

\*\*There were 24 Other Protected Party submissions this quarter: 0 Expedited claim(s), 24 Matrix claim(s), and 0 IRO claim(s)

1) Expedited Distribution 2) Matrix 3) Independent Review Option (IRO)

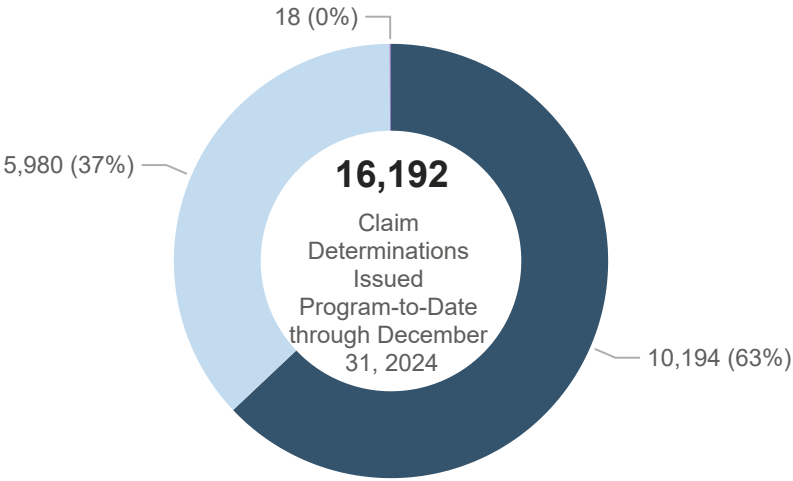


**Table 2 - Abuse Claim Determinations** (as of December 31, 2024)  
*by Claim Type*

Claim Type	Claim Determinations Issued During FY24 Q4*	Claim Determinations Issued Program-to-Date through December 31, 2024
1) Expedited Distribution	91	5,980
2) Matrix	5,177	10,194
3) Independent Review Option (IRO)	16	18
4) Indirect Abuse	0	0
Total	5,284	16,192

\*There were 0 Other Protected Party claims issued determinations this quarter: 0 Expedited claim(s), 0 Matrix claim(s), and 0 IRO claim(s)

1) Expedited Distribution 2) Matrix 3) Independent Review Option (IRO)

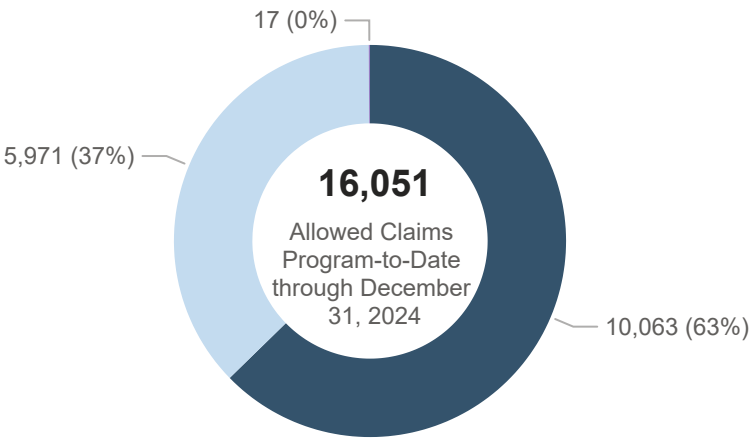


**Table 3 - Abuse Claim Determination Type** (as of December 31, 2024)  
*by Claim Type*

Claim Type	During FY24 Q4*			Program-to-Date through December 31, 2024		
	Allowed Claims	Disallowed Claims	Claim Determinations Issued	Allowed Claims	Disallowed Claims	Claim Determinations Issued*
1) Expedited Distribution	82	9	91	5,971	9	5,980
2) Matrix	5,073	104	5,177	10,063	131	10,194
3) Independent Review Option (IRO)	15	1	16	17	1	18
4) Indirect Abuse	0	0	0	0	0	0
Total	5,170	114	5,284	16,051	141	16,192

\*There were 0 Other Protected Party claims issued determinations this quarter: 0 Expedited claim(s), 0 Matrix claim(s), and 0 IRO claim(s)

1) Expedited Distribution 2) Matrix 3) Independent Review Option (IRO)



**Table 4 - Abuse Claim Disbursements** (as of December 31, 2024)  
*by Claim Type*

Claim Type	During FY24 Q4		Program-to-Date through December 31, 2024	
	Claim Disbursements	Disbursement Amount	Claim Disbursements	Disbursement Amount
1) Expedited Distribution*	175	\$445,305	5,416	\$17,787,590
2) Matrix**	3,127	\$23,870,847	5,733	\$42,319,720
3) Independent Review Option (IRO)	4	\$52,500	5	\$67,500
4) Indirect Abuse	0	\$0	0	\$0
Total	3,306	\$24,368,652	11,154	\$60,174,810

\*Expedited Distribution claims were sent an initial disbursement of \$2,535. A holdback of \$965 was applied to address potential healthcare liens. Supplemental payments are made once healthcare liens are resolved.

\*\*This includes 698 APP Payments, totaling to \$698,000. For non-APP Matrix distributions the initial distribution amount was 1.5% of the allowed claim amount.

1) Expedited Distribution 2) Matrix 3) Independent Review Option (IRO)

