

| Scouting Settlement Trust - FY24 Q3 Quarterly Report

The following is the Trust's quarterly report for FY2024 Q3 (July 1, 2024 to September 30, 2024). This report is split into the following four tables which include statistics for the quarter and for the program to date.

- Table 1 - Abuse Claim Questionnaire Submissions
- Table 2 - Abuse Claim Determinations
- Table 3 - Abuse Claim Determination Type
- Table 4 - Abuse Claim Disbursements

Table 1 - Abuse Claim Questionnaire Submissions (as of September 30, 2024)
by Claim Type

Claim Type	Questionnaire Submissions During FY24 Q3**	Questionnaire Submissions Program-to-Date through September 30, 2024
1) Expedited Distribution	13	6,012
2) Matrix	1,568	57,840
3) Independent Review Option (IRO) *	0	308
4) Indirect Abuse	0	0
Total	1,581	64,160

*Limited to IRO claims that have submitted a complete claims questionnaire and paid the initial \$10k fee

**There were 29 Other Protected Party submissions this quarter: 0 Expedited claim(s), 29 Matrix claim(s), and 0 IRO claim(s)

1) Expedited Distribution 2) Matrix 3) Independent Review Option (IRO)

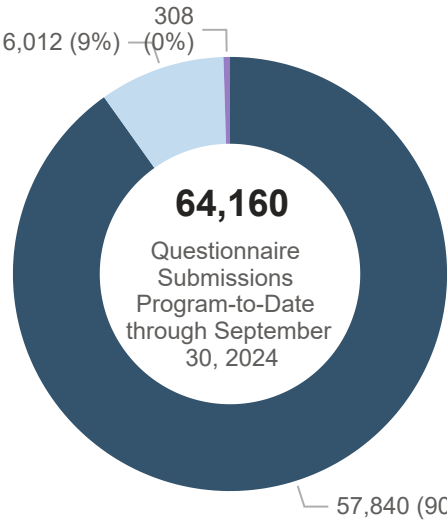


Table 2 - Abuse Claim Determinations (as of September 30, 2024)
by Claim Type

Claim Type	Claim Determinations Issued During FY24 Q3*	Claim Determinations Issued Program-to-Date through September 30, 2024
1) Expedited Distribution	39	5,890
2) Matrix	3,930	5,029
3) Independent Review Option (IRO)	2	2
4) Indirect Abuse	0	0
Total	3,971	10,921

*There were 3 Other Protected Party claims issued determinations this quarter: 3 Expedited claim(s), 0 Matrix claim(s), and 0 IRO claim(s)

1) Expedited Distribution 2) Matrix 3) Independent Review Option (IRO)

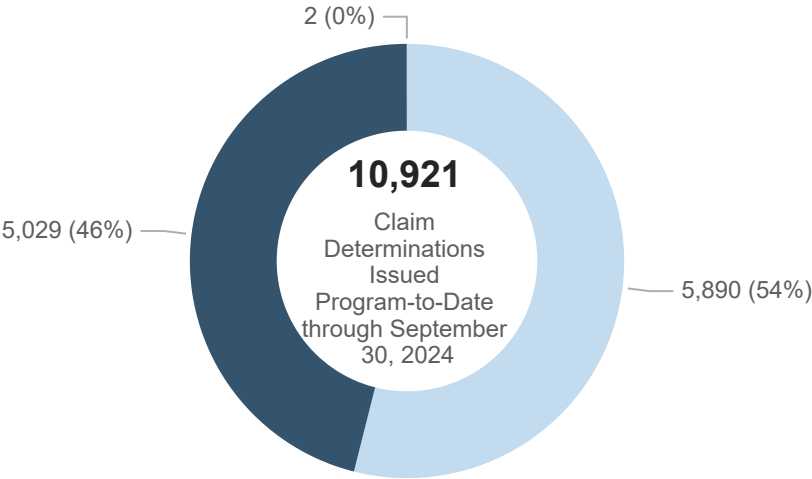
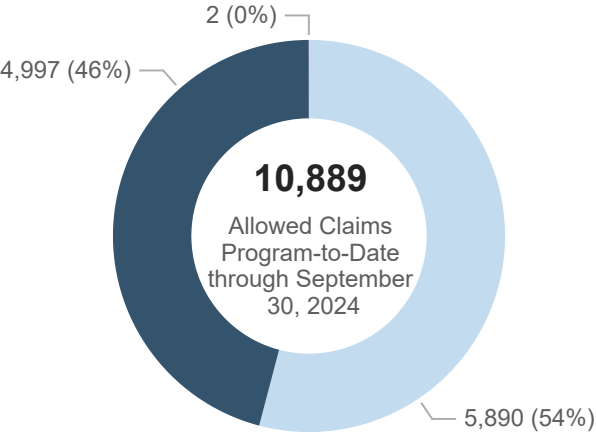


Table 3 - Abuse Claim Determination Type (as of September 30, 2024)
by Claim Type

Claim Type	During FY24 Q3*			Program-to-Date through September 30, 2024		
	Allowed Claims	Disallowed Claims	Claim Determinations Issued	Allowed Claims	Disallowed Claims	Claim Determinations Issued*
1) Expedited Distribution	39	0	39	5,890	0	5,890
2) Matrix	3,901	29	3,930	4,997	31	5,029
3) Independent Review Option (IRO)	2	0	2	2	0	2
4) Indirect Abuse	0	0	0	0	0	0
Total	3,942	29	3,971	10,889	31	10,921

1) Expedited Distribution 2) Matrix 3) Independent Review Option (IRO)

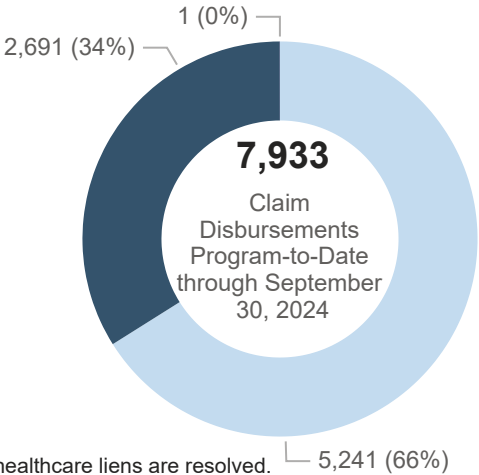


*There were 3 Other Protected Party claims issued determinations this quarter: 3 Expedited claim(s), 0 Matrix claim(s), and 0 IRO claim(s)

Table 4 - Abuse Claim Disbursements (as of September 30, 2024)
by Claim Type

Claim Type	During FY24 Q3		Program-to-Date through September 30, 2024	
	Claim Disbursements	Disbursement Amount	Claim Disbursements	Disbursement Amount
1) Expedited Distribution *	380	\$1,075,434	5,241	\$17,121,028
2) Matrix **	1,986	\$15,342,175	2,691	\$18,532,314
3) Independent Review Option (IRO)	1	\$15,000	1	\$15,000
4) Indirect Abuse	0	\$0	0	\$0
Total	2,367	\$16,432,609	7,933	\$35,668,342

1) Expedited Distribution 2) Matrix 3) Independent Review Option (IRO)



*Expedited Distribution claims were sent an initial disbursement of \$2,535. A holdback of \$965 was applied to address potential healthcare liens. Supplemental payments are made once healthcare liens are resolved.

**This includes 647 APP Payments, totaling to \$647,000. For non-APP Matrix distributions the initial distribution amount was 1.5% of the allowed claim amount.