

| Scouting Settlement Trust - FY24 Q2 Quarterly Report

The following is the Trust's quarterly report for FY2024 Q2 (April 1, 2024 to June 30, 2024). This report is split into the following four tables which include statistics for the quarter and for the program to date.

- Table 1 - Abuse Claim Questionnaire Submissions
- Table 2 - Abuse Claim Determinations
- Table 3 - Abuse Claim Determination Type
- Table 4 - Abuse Claim Disbursements

Several items of note occurred during the quarter:

- On April 30, 2024, the Trust began making supplemental payments to Expedited Claimants for which healthcare liens had been resolved.
- The deadline for Claimants to submit a signed Trust (“Matrix”) Claims Questionnaire was May 31, 2024.
- On June 10, 2024, the Matrix Late Claim Deadline of July 26, 2024 was established by the Trust. The Late Claim Deadline provided Claimants and attorneys a window to submit a complete Matrix Claims Questionnaire late without requesting permission until July 26, 2024.

Table 1 - Abuse Claim Questionnaire Submissions (as of June 30, 2024)
by Claim Type

Claim Type	Questionnaire Submissions During FY24 Q2**	Questionnaire Submissions Program-to-Date through June 30, 2024
1) Expedited Distribution	11	6,017
2) Matrix	41,909	56,304
3) Independent Review Option (IRO) *	0	321
4) Indirect Abuse	0	0
Total	41,920	62,642

*Limited to IRO claims that have submitted a complete claims questionnaire and paid the initial \$10k fee

**There were 125 Other Protected Party submissions this quarter: 4 Expedited claim(s), 121 Matrix claim(s), and 0 IRO claim(s)

1) Expedited Distribution 2) Matrix 3) Independent Review Option (IRO)

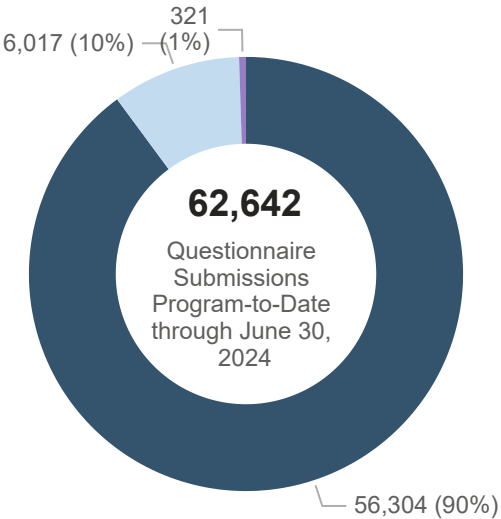


Table 2 - Abuse Claim Determinations (as of June 30, 2024)
by Claim Type

Claim Type	Claim Determinations Issued During FY24 Q2*	Claim Determinations Issued Program-to-Date through June 30, 2024
1) Expedited Distribution	51	5,852
2) Matrix	997	1,122
3) Independent Review Option (IRO)	0	0
4) Indirect Abuse	0	0
Total	1,048	6,974

*There were 2 Other Protected Party claims issued determinations this quarter: 1 Expedited claim(s), 1 Matrix claim(s), and 0 IRO claim(s)

1) Expedited Distribution 2) Matrix

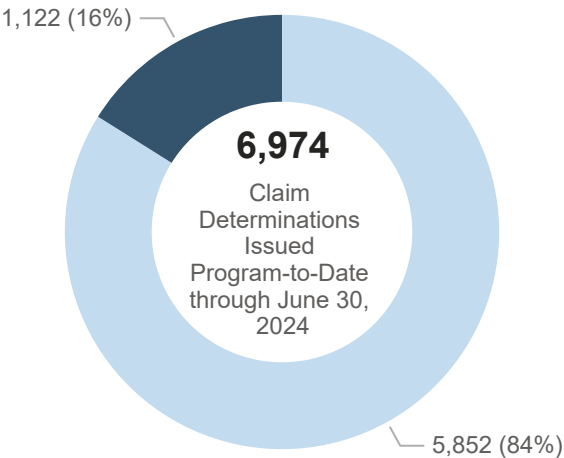
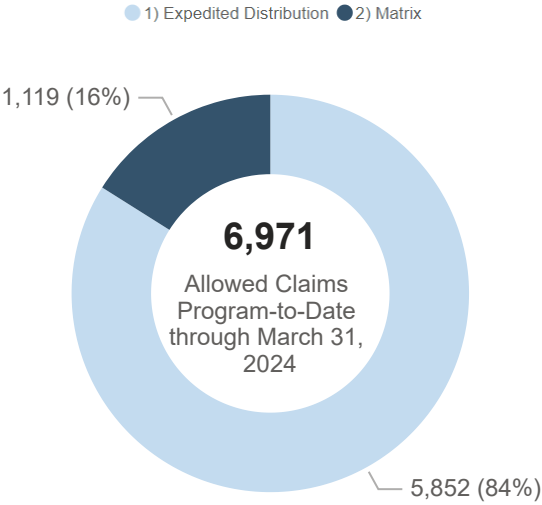


Table 3 - Abuse Claim Determination Type (as of June 30, 2024)
by Claim Type

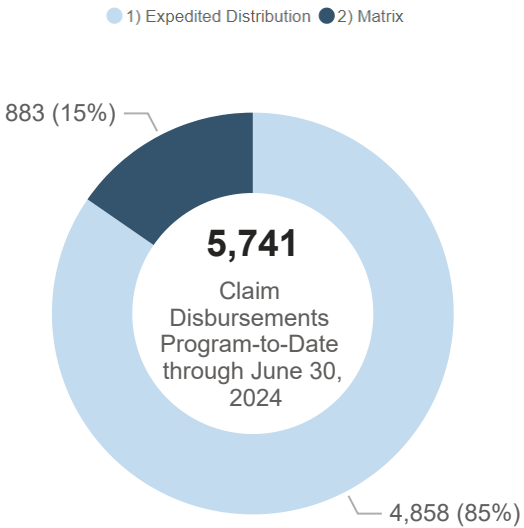
Claim Type	During FY24 Q2*			Program-to-Date through June 30, 2024		
	Allowed Claims	Disallowed Claims	Claim Determinations Issued	Allowed Claims	Disallowed Claims	Claim Determinations Issued*
1) Expedited Distribution	51	0	51	5,852	0	5,852
2) Matrix	994	3	997	1,119	3	1,122
3) Independent Review Option (IRO)	0	0	0	0	0	0
4) Indirect Abuse	0	0	0	0	0	0
Total	1,045	3	1,048	6,971	3	6,974



*There were 2 Other Protected Party claims issued determinations this quarter: 1 Expedited claim(s), 1 Matrix claim(s), and 0 IRO claim(s)

Table 4 - Abuse Claim Disbursements (as of June 30, 2024)
by Claim Type

Claim Type	During FY24 Q2		Program-to-Date through June 30, 2024	
	Claim Disbursements	Disbursement Amount	Claim Disbursements	Disbursement Amount
1) Expedited Distribution *	721	\$2,049,000	4,858	\$15,589,178
2) Matrix **	713	\$3,090,337	883	\$3,368,630
3) Independent Review Option (IRO)	0	\$0	0	\$0
4) Indirect Abuse	0	\$0	0	\$0
Total	1,434	\$5,139,337	5,741	\$18,957,808



*Expedited Distribution claims were sent an initial disbursement of \$2,535. A holdback of \$965 was applied to address potential healthcare liens. Supplemental payments are made once healthcare liens are resolved.

**This includes 463 APP Payments, totaling to \$463,000. For non-APP Matrix distributions the initial distribution amount was 1.5% of the allowed claim amount.