

| Scouting Settlement Trust - FY24 Q1 Quarterly Report

The following is the Trust's quarterly report for FY2024 Q1 (January 1, 2024 to March 31, 2024). This report is split into the following four tables which include statistics for the quarter and for the program to date.

- Table 1 - Abuse Claim Questionnaire Submissions
- Table 2 - Abuse Claim Determinations
- Table 3 - Abuse Claim Determination Type
- Table 4 - Abuse Claim Disbursements

Several items of note occurred during the quarter:

- On January 31, 2024, the "Matrix" Claims Filing Deadline of May 31, 2024 was established by the Trust.
- On February 1, 2024, the Trust began issuing claim determinations for Matrix claims.
- The deadline for Trust claims to elect the Independent Review Option ("IRO") was February 23, 2024.
- On February 27, 2024, the Trust launched the Advanced Payment Program (APP) and began making partial payments to eligible Matrix claims based on a preliminary review of the claim.

Table 1 - Abuse Claim Questionnaire Submissions (as of March 31, 2024)
by Claim Type

Claim Type	Questionnaire Submissions During FY24 Q1**	Questionnaire Submissions Program-to-Date through March 31, 2024**
1) Expedited Distribution	150	6,015
2) Matrix	11,068	14,374
3) Independent Review Option (IRO) *	240	319
4) Indirect Abuse	0	0
Total	11,458	20,708

*Limited to IRO claims that have submitted a complete claims questionnaire and paid the initial \$10k fee
**There were 14 Other Protected Party submissions this quarter: 2 Expedited claim(s), 4 Matrix claim(s), and 8 IRO claim(s)

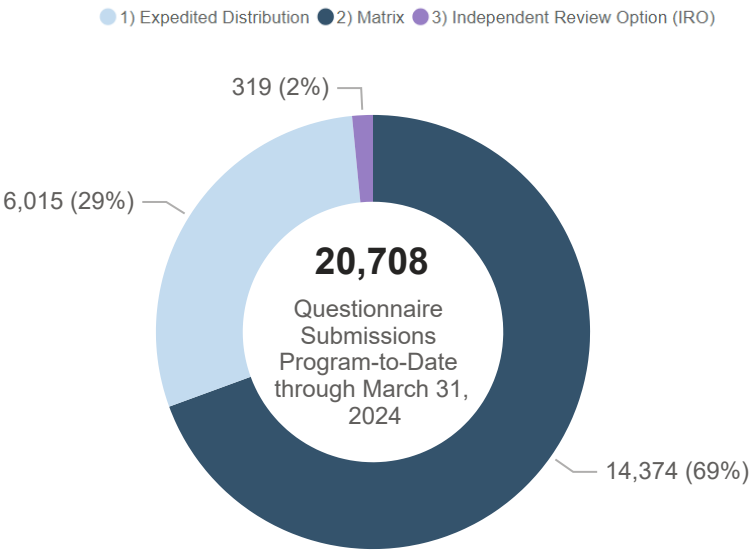


Table 2 - Abuse Claim Determinations (as of March 31, 2024)
by Claim Type

Claim Type	Claim Determinations Issued During FY24 Q1	Claim Determinations Issued Program-to-Date through March 31, 2024
1) Expedited Distribution	188	5,803
2) Matrix	133	133
3) Independent Review Option (IRO)	0	0
4) Indirect Abuse	0	0
Total	321	5,936

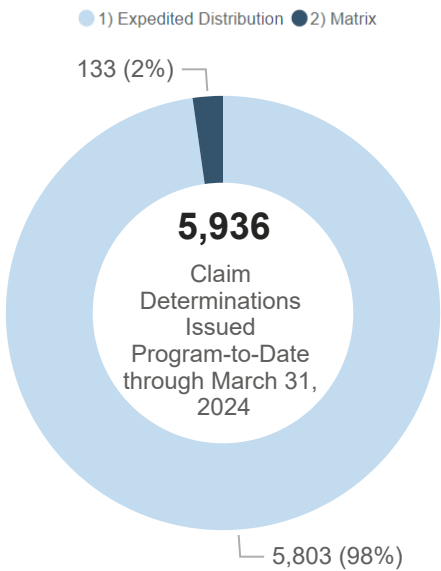


Table 3 - Abuse Claim Determination Type (as of March 31, 2024)
by Claim Type

Claim Type	During FY24 Q1			Program-to-Date through March 31, 2024		
	Allowed Claims	Disallowed Claims	Claim Determinations Issued	Allowed Claims	Disallowed Claims	Claim Determinations Issued
1) Expedited Distribution	188	0	188	5,803	0	5,803
2) Matrix	133	0	133	133	0	133
3) Independent Review Option (IRO)	0	0	0	0	0	0
4) Indirect Abuse	0	0	0	0	0	0
Total	321	0	321	5,936	0	5,936

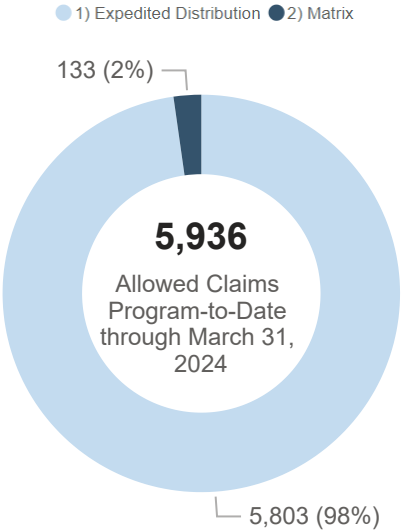
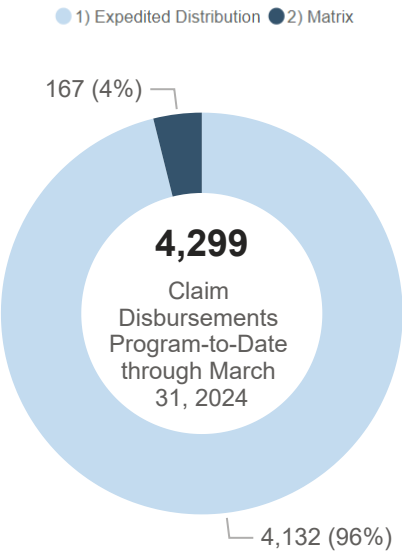


Table 4 - Abuse Claim Disbursements (as of March 31, 2024)
by Claim Type

Claim Type	During FY24 Q1		Program-to-Date through March 31, 2024	
	Claim Disbursements	Disbursement Amount	Claim Disbursements	Disbursement Amount
1) Expedited Distribution *	2,432	\$6,165,120	4,132	\$10,474,620
2) Matrix **	167	\$259,198	167	\$259,198
3) Independent Review Option (IRO)	0	\$0	0	\$0
4) Indirect Abuse	0	\$0	0	\$0
Total	2,599	\$6,424,318	4,299	\$10,733,818



*Expedited Distribution claims were sent an initial disbursement of \$2,535. A holdback of \$965 was applied to address potential healthcare liens.

**Initial Matrix distribution payments are 1.5% of the allowed claim amount. Matrix disbursements include 156 APP payments at \$1,000 each.