

| Scouting Settlement Trust - FY23 Q4 Quarterly Report

The following is the Trust's quarterly report for FY2023 Q4 (October 1, 2023 to December 31, 2023). This report is split into the following four tables which include statistics for the quarter and for the program to date.

- Table 1 - Abuse Claim Questionnaire Submissions
- Table 2 - Abuse Claim Determinations
- Table 3 - Abuse Claim Determination Type
- Table 4 - Abuse Claim Disbursements

Several items of note occurred during the quarter:

- November 2, 2023 marked the deadline to submit Expedited Claims (quick pay option). The Trust continued to pay qualified Expedited Distribution Abuse Claims throughout FY2023 Q4.
- On December 5, 2023, the Trust began accepting Future Abuse and Other Protected Party claims.

Table 1 - Abuse Claim Questionnaire Submissions (as of December 31, 2023)
by Claim Type

Claim Type	Questionnaire Submissions During FY23 Q4	Questionnaire Submissions Program to Date through Dec. 31, 2023
1) Expedited Distribution	2,036	5,845
2) Matrix	2,750	3,277
3) Independent Review Option (IRO) *	15	15
4) Indirect Abuse	0	0
Total	4,801	9,137

*Limited to IRO claims that have submitted a complete claims questionnaire and paid the initial \$10k fee

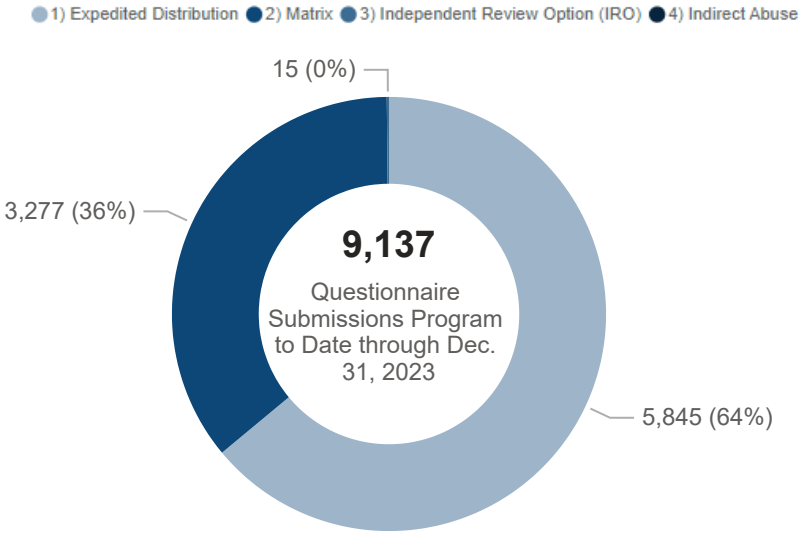


Table 2 - Abuse Claim Determinations (as of December 31, 2023)
by Claim Type

Claim Type	Determinations Issued During FY23 Q4	Determinations Issued Program to Date through Dec. 31, 2023
1) Expedited Distribution	2,695	5,631
2) Matrix	0	0
3) Independent Review Option (IRO)	0	0
4) Indirect Abuse	0	0
Total	2,695	5,631

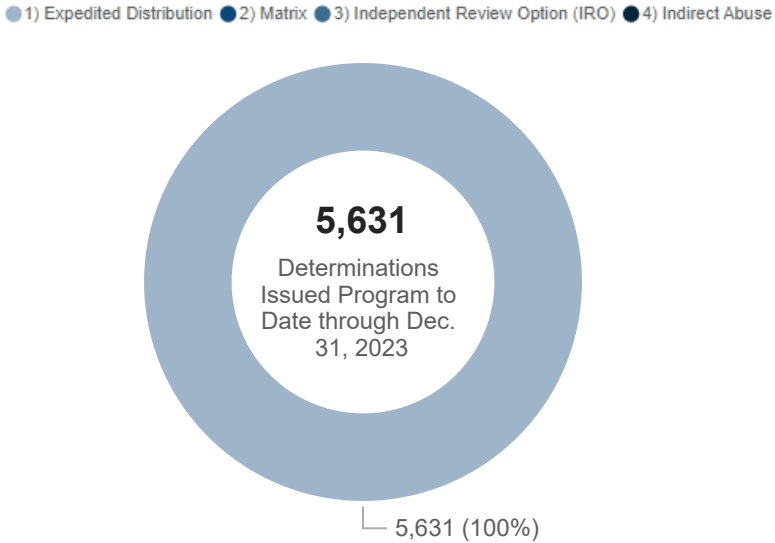


Table 3 - Abuse Claim Determination Type (as of December 31, 2023)
by Claim Type

1) Expedited Distribution 2) Matrix 3) Independent Review Option (IRO) 4) Indirect Abuse

Claim Type	During FY23 Q4			Program to Date through Dec. 31, 2023		
	Allowed Claims	Disallowed Claims	Determinations Issued	Allowed Claims	Disallowed Claims	Determinations Issued
1) Expedited Distribution	2,695	0	2,695	5,631	0	5,631
2) Matrix	0	0	0	0	0	0
3) Independent Review Option (IRO)	0	0	0	0	0	0
4) Indirect Abuse	0	0	0	0	0	0
Total	2,695	0	2,695	5,631	0	5,631

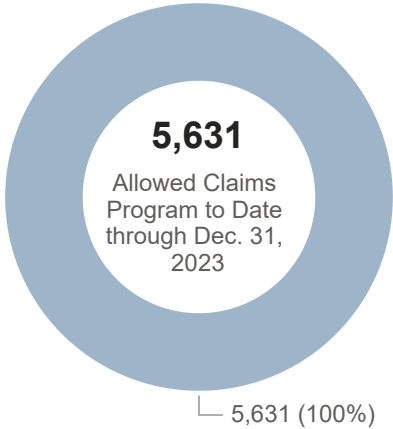
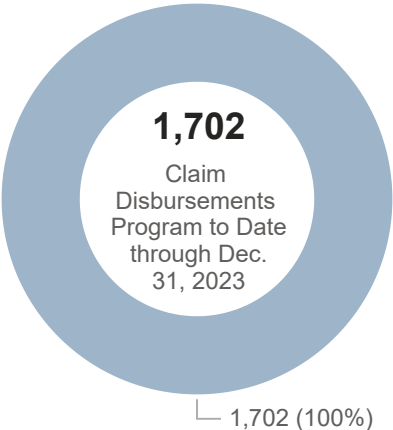


Table 4 - Abuse Claim Disbursements (as of December 31, 2023)
by Claim Type

1) Expedited Distribution 2) Matrix 3) Independent Review Option (IRO) 4) Indirect Abuse

Claim Type	During FY23 Q4		Program to Date through Dec. 31, 2023	
	Claim Disbursements	Disbursement Amount Issued	Claim Disbursements	Disbursement Amount Issued
1) Expedited Distribution *	1,702	\$4,314,570	1,702	\$4,314,570
2) Matrix	0	\$0	0	\$0
3) Independent Review Option (IRO)	0	\$0	0	\$0
4) Indirect Abuse	0	\$0	0	\$0
Total	1,702	\$4,314,570	1,702	\$4,314,570



*Expedited Distribution claims were sent an initial disbursement of \$2,535. A holdback of \$965 was applied to address potential healthcare liens.