

Scouting Settlement Trust - FY23 Q3 Quarterly Report

The following is the Trust's quarterly report for FY2023 Q3 (July 1, 2023 to September 30, 2023). This report is split into the following four tables which include statistics for the quarter and for the program to date.

- Table 1 - Abuse Claim Questionnaire Submissions
- Table 2 - Abuse Claim Determinations
- Table 3 - Abuse Claim Determination Type
- Table 4 - Abuse Claim Disbursements

Several items of note occurred during the quarter:

- On August 4, the Trust launched the Claims Processing Portal and began accepting Claim Questionnaires for the first group of Claimants including approximately 7,000 Claimants who selected the Expedited Distribution (or "quick pay") process.
- On August 17, the Trust opened the Claims Processing Portal to the remaining approximately 75,000 Claimants who are selecting either the Matrix claims process or the Independent Review Option ("IRO") process.
- On September 19, the Trust began making disbursements on allowed claims.

Table 1 - Abuse Claim Questionnaire Submissions (as of September 30, 2023)
by Claim Type

Claim Type	Questionnaire Submissions During FY23 Q3	Questionnaire Submissions Program to Date through Sept. 30, 2023
1) Expedited Distribution	3,799	3,799
2) Matrix	522	522
3) Independent Review Option (IRO)	0	0
4) Indirect Abuse	0	0
Total	4,321	4,321

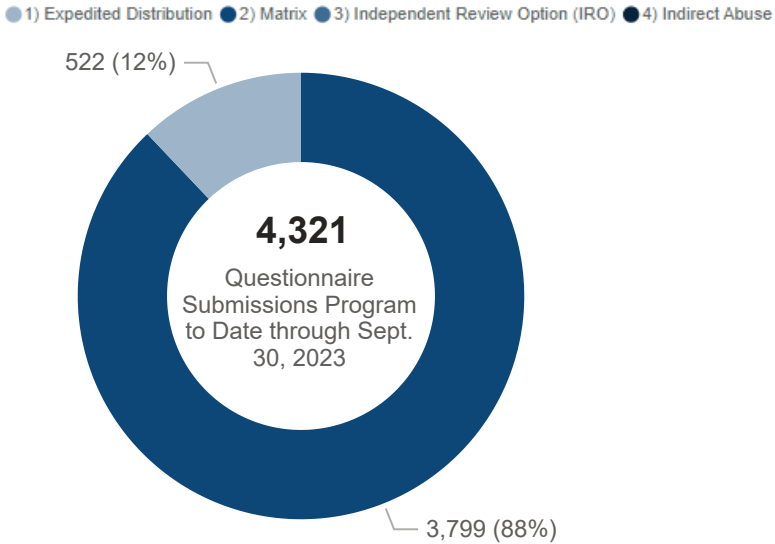


Table 2 - Abuse Claim Determinations (as of September 30, 2023)
by Claim Type

Claim Type	Determinations Issued During FY23 Q3	Determinations Issued Program to Date through Sept. 30, 2023
1) Expedited Distribution	2,994	2,994
2) Matrix	0	0
3) Independent Review Option (IRO)	0	0
4) Indirect Abuse	0	0
Total	2,994	2,994

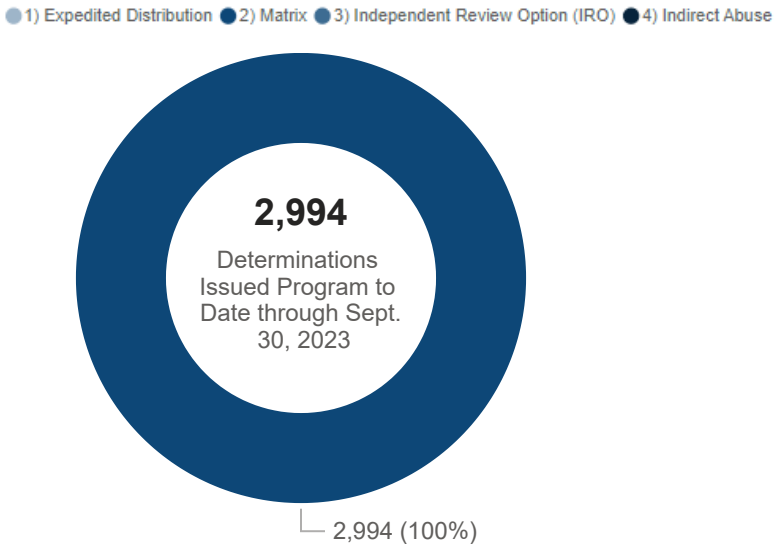


Table 3 - Abuse Claim Determination Type (as of September 30, 2023)
by Claim Type

1) Expedited Distribution 2) Matrix 3) Independent Review Option (IRO) 4) Indirect Abuse

Claim Type	During FY23 Q3			Program to Date through Sept. 30, 2023		
	Allowed Claims	Disallowed Claims	Determinations Issued	Allowed Claims	Disallowed Claims	Determinations Issued
1) Expedited Distribution	2,994	0	2,994	2,994	0	2,994
2) Matrix	0	0	0	0	0	0
3) Independent Review Option (IRO)	0	0	0	0	0	0
4) Indirect Abuse	0	0	0	0	0	0
Total	2,994	0	2,994	2,994	0	2,994

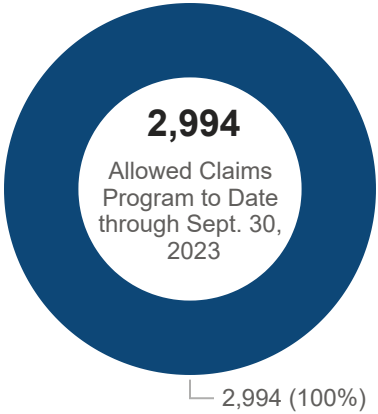
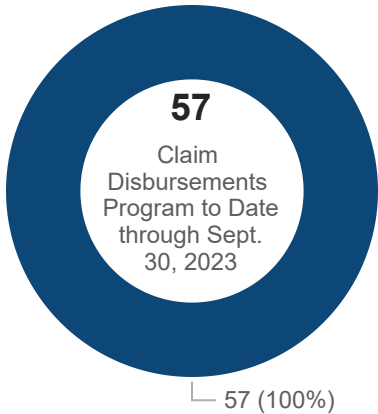


Table 4 - Abuse Claim Disbursements (as of September 30, 2023)
by Claim Type

1) Expedited Distribution 2) Matrix 3) Independent Review Option (IRO) 4) Indirect Abuse

Claim Type	During FY23 Q3		Program to Date through Sept. 30, 2023	
	Claim Disbursements	Disbursement Amount Issued	Claim Disbursements	Disbursement Amount Issued
1) Expedited Distribution *	57	\$144,495	57	\$144,495
2) Matrix	0	\$0	0	\$0
3) Independent Review Option (IRO)	0	\$0	0	\$0
4) Indirect Abuse	0	\$0	0	\$0
Total	57	\$144,495	57	\$144,495



*Expedited Distribution claims were sent an initial disbursement of \$2,535. A holdback of \$965 was applied to address potential healthcare liens.